

AccessData Enterprise 6.0.2 Release Notes

Document Date: 3/09/2016

©2016 AccessData Group, Inc. All rights reserved

Introduction

This document lists the new features, fixed issues, and known issues for this version of Enterprise. All known issues published under previous release notes still apply until they are listed under “Fixed Issues.”

For convenience, the Release Notes from previous versions are included at the end of this document.

- [AccessData Enterprise 6.0.1 Release Notes](#) (page 8)
- [AccessData Enterprise 6.0 Release Notes](#) (page 13)

Supported Platforms

For a list of supported platforms for Enterprise see the following:

<http://accessdata.com/solutions/digital-forensics/forensic-toolkit-ftk/technical>

6.0.2 New and Improved

The following items are new and improved for this release:

Processing

Processing Options

- When opening a new case, there is now a button in the Processing profile section allowing you to customize any of the five listed profile templates. You can also use one of the main templates without customization or select an existing customized user profile from the drop down list. (36109)
- Improved processing speeds. (36910)

Mobile Support

Cellebrite

- If an item within the Cellebrite data has a JumpTarget that references another file, the referenced Data File is now shown as a child item in the Evidence tree. (35806)

Carbonite

- Deleted directories are now shown after a user has removed a Carbonite directory from the backup scheme. (35766)

Visualization

- Increased performance for cluster analysis. (35578)

Agent Modules

- There is a new option on the Add Remote Data page where the user can select to Install or Update Agent Modules. You can now choose whether to push the Agent with the modules, or only the modules.

Fixed Issues in 6.0.2

The following issues have been fixed in this release:

Agent

- The updated agent is now pushed automatically with the updated modules. (36831)
- Fixed the issue where the Mac agent was causing instant kernel panic on machines using PGP Symantec.(29165)

Case Reviewer

- Fixed the issue where the case reviewer role was limited to only 1000 files. (37014)

Cellebrite

- Selecting the “View this item in a different list” option for a Cellebrite/XRY item in the Explore tab now highlights correctly in the Overview tab. (36383)

Decryption

- Dropbox files from a Windows 10 operating system now decrypt properly. (36001)
- DNA ID Decryption has been updated.

Email

- Fixed the issue where OST files did not extract properly. (32986)

Enterprise Migration

- Improved migration from Enterprise to Summation. (32172)

Geolocation

- The Clear button in the filter dropdown is no longer blank. (36975)

Graphics

- Fixed the issue where the Thumbnail pane on the Graphics tab does not scroll vertically. The pane must be sized at least one thumbnail in height. (13256)

Index Search

- When in the Index Search tab, the Previous and Next icons now function properly. (35701)
- CSV files can again be properly searched using Index Search. (29474)

KFF

- Updated Hash Certification Signing. (36730)

Language Identification

- Language ID Options no longer needs to be opened in order for language identification to work. (29673)
- Improved support for foreign characters when multiple languages are used in the same document. (35888)

License Agreements

- The EULA now prints when the Print button is selected. (36424)

Processing

Distributed Processing

- The correct number of distributed processing engines are now enabled for FTK when working with Summation.
- Using distributed processing with a Summation license now works without error messages. (30287, 30571, 30572, 30573)
- Fixed the issue where, in some cases, distributed processing could not complete due to an extra post-processing work packet. (35367)

Standard Processing

- Binary files are no longer being indexed when the indexing option is set to Skip. (3539)

- When adding evidence to a case accessed by multiple users, FTK no longer hangs. (35431)
- FTK no longer crashes when a local processing engine cannot be found. (31371)
- Certain corrupt SQLite database files now show data in an HTML table. (35592)
- Certain corrupt SQLite databases are no longer being categorized as Paradox databases. (35592)
- FTK no longer hangs during processing when the CSV File Listing processing option is checked. (35019, 35022, 35761)
- All valid credit card numbers are now returned when the Entity Extraction processing option is turned on. (35867)
- New evidence items are no longer created when paused processing jobs are restarted. (33310)

Summation/eDiscovery Integration

- When opening FTK-processed data in Summation, the Evidence Tab in Summation now populates properly. (36211)
- The Standard Viewer option for Summation is no longer enabled by default when using Lab. (31826)
- When using FTK with a Summation license, the Process Manually Carved Items option no longer fails. (30572)

Important Information

Latest Documentation

- **To access the latest AD Enterprise Release Notes and documentation:**

Download the zip file from www.accessdata.com/productdocs/adenterprise/adenterprise.zip.

Installation and upgrade

- The supported platforms for the Enterprise ADMS component are Windows Server 2003 and Windows Server 2008 R2 (64-bit recommended).
- If you install Enterprise on a Windows 2003 64-bit computer, you must configure the ASP .NET service extension. To configure this, do the following:
 - Open the Microsoft Internet Information Services (IIS) Manager.
 - In the left pane, click Web Service Extensions.
 - In the extensions list, click ASP.NET v4.x.
 - Click Allow.
- Enterprise supports Distributed Processing Engines (DPEs).

Upgrading CodeMeter

- Enterprise 5.6.1 and later include an updated version of CodeMeter Runtime Kit (5.21).
 - If this is a new installation of Enterprise you do not need to do anything and the latest version of CodeMeter is installed.

- If you are upgrading to Enterprise 5.6.1, be aware that a security vulnerability has been detected in Codemeter 4.5. However, if you simply upgrade from CodeMeter 4.5 to 5.21, the vulnerability remains. To fix the vulnerability, you must manually uninstall 4.5 before installing 5.21.
If you are upgrading to Enterprise 5.6.1, manually uninstall CodeMeter first and then install Enterprise 5.6.1 which will install a clean CodeMeter 5.21. Otherwise, after upgrading to Enterprise 5.6.1, manually uninstall CodeMeter 4.5 and then manually install CodeMeter 5.21.

Running PostgreSQL on a Virtual Machine

- If you run PostgreSQL on a virtual machine with a dynamically allocated virtual hard drive, you must manually stop the PostgreSQL service before rebooting the virtual machine. Otherwise, PostgreSQL will become corrupted.

If you run PostgreSQL on a virtual machine with a fixed size virtual hard drive, then PostgreSQL will not become corrupted when rebooting.

Recommendations

- If you choose to have a case's database files placed in the case folder, do not move your case folder without first archiving and detaching the case.

New AD1 files and Imager 3.4.x

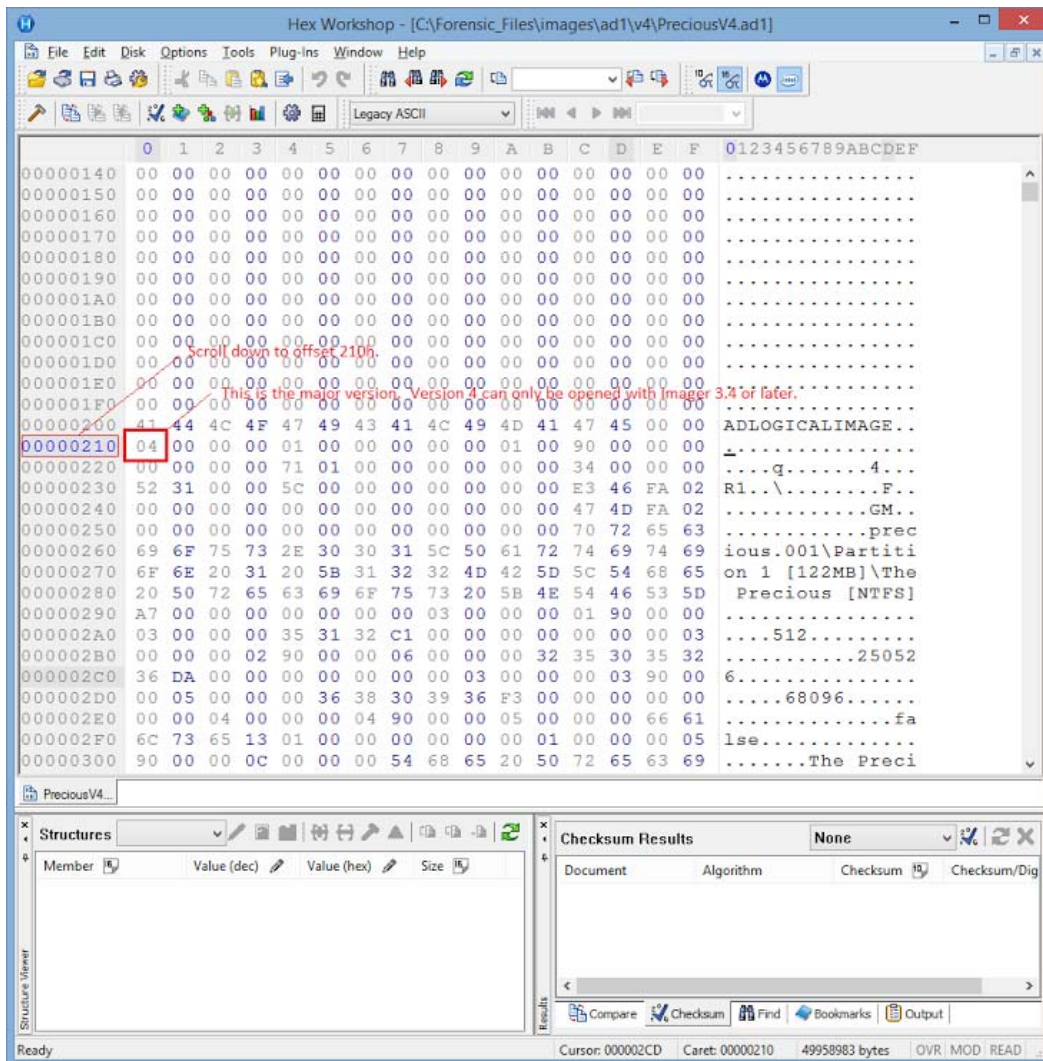
Any AD1 file created by FTK or Summation 6.0 or later can only be opened with Imager 3.4.0 or later.

Imager 3.4 can be freely download from the AD website:

<http://accessdata.com/product-download>

Using an older version of Imager will result in an “Image detection failed” error.

This happens because the AD1 format was enhanced to support forward compatibility between AccessData products. Newer AD1s have a version 4 in the header instead of 3. A hex editor can be used to quickly determine if your AD1 is v3 or v4.



Where to get more information

Use the following documentation resources to learn more about this product. Each document is available in PDF format in the download ISO file. The *User Guide* is also available through the *Help* menu in Enterprise.

The latest version of each document is available in the *Product Release* pane on the FTK product download page:

<http://www.accessdata.com/support/product-downloads/ftk-download-page>

Document	Description
<i>Quick Installation Guide</i>	Basic information about how to install and upgrade this and related products.
<i>FTK Installation Guide</i>	Information about how to install and upgrade this and related products.
<i>User Guide</i>	Information about how to use this product, including detailed technical information and instructions for performing tasks.
<i>Upgrading, Migrating, and Moving Cases</i>	Information about upgrading and migrating cases from 4.1 to 4.2, and moving cases from one database to another.
<i>Upgrading Cases</i>	Information about upgrading cases from 4.1 to 4.2.
<i>Migrating Archived Cases</i>	Information about upgrading or migrating cases that you have archived in a previous release.
<i>KFF Quick Install Guide</i> and KFF installation files	For the most current KFF Server and KFF data installation files, as well as the <i>KFF Quick Install Guide</i> , visit the AccessData Product Downloads page: http://www.accessdata.com/support/product-downloads Expand the <i>Known File Filter (KFF)</i> section and then the <i>KFF Server</i> section.

Comments?

We value all feedback from our customers. Please contact us at support@accessdata.com, or send documentation issues to documentation@accessdata.com.

AccessData Enterprise 6.0.1 Release Notes

Document Date: 11/30/2015

©2015 AccessData Group, Inc. All rights reserved

Introduction

This document lists the new features, fixed issues, and known issues for this version of Enterprise. All known issues published under previous release notes still apply until they are listed under “Fixed Issues.”

For convenience, the Release Notes from previous versions are included at the end of this document.

- [AccessData Enterprise 6.0 Release Notes](#) (page 13)

Supported Platforms

For a list of supported platforms for Enterprise see the following:

<http://accessdata.com/solutions/digital-forensics/forensic-toolkit-ftk/technical>

6.0.1 New and Improved

The following items are new and improved for this release:

Processing

- Carbonite Support
Support for Carbonite as been added (Personal Backup only).
A CarboniteConfig.dat file is identified when it is inside of an image, or when files or directories are added individually. CarboniteConfig.dat information is listed as “Carbonite config” and the contents are displayed in html. You can see the User and Directory (path) information for directories that are being backed up.
- XRY Support
Support for XRY images has been enhanced including support for Motorola DROID and Samsung Start images. (35272, 35276, 35278)
- OCR
When performing OCR, you no longer choose an OCR engine. LeadTools is now the only engine used. (35610)

Processing Options

- In the *Lab/eDiscovery Processing Options*, the Actual Files Only de-duplication option has been removed. (34046)

Mobile Support

- Cellebrite® Physical Analyzer Support
You can now process Cellebrite Physical Analyzer files from versions 4.1 through 4.4.
(Version 3.0 and 4.0 were previously supported)

Fixed Issues in 6.0.1

The following issues have been fixed in this release:

System

- When using Backup/Restore or Copy Previous Case, moving expanded compound files evidence (such as a UFDR file) from 5.6 to 6.x works correctly. (34754)

Processing

- After performing OCR on a PDF, you can perform an Index Search on embedded text and text from the OCR. (29755)

Decryption

- When selecting to do automatic decryption while setting up the case and only selecting the automatic decryption check box, the status of the automatic decryption and passwords entered are properly saved. (35733)

Examiner

Reports

- When creating a Load File report and exporting emails contained in a pst, choosing to output as msg works correctly. (35074)

Other

- Scroll bars are working properly in the Video tab. (35041)

Important Information

Latest Documentation

- **To access the latest AD Enterprise Release Notes and documentation:**
Download the zip file from www.accessdata.com/productdocs/adenterprise/adenterprise.zip.

Installation and upgrade

- The supported platforms for the Enterprise ADMS component are Windows Server 2003 and Windows Server 2008 R2 (64-bit recommended).
- If you install Enterprise on a Windows 2003 64-bit computer, you must configure the ASP .NET service extension. To configure this, do the following:
 - Open the Microsoft Internet Information Services (IIS) Manager.
 - In the left pane, click Web Service Extensions.
 - In the extensions list, click ASP.NET v4.x.
 - Click Allow.
- Enterprise supports Distributed Processing Engines (DPEs).

Upgrading CodeMeter

- Enterprise 5.6.1 and later include an updated version of CodeMeter Runtime Kit (5.21).
 - If this is a new installation of Enterprise you do not need to do anything and the latest version of CodeMeter is installed.
 - If you are upgrading to Enterprise 5.6.1, be aware that a security vulnerability has been detected in Codemeter 4.5. However, if you simply upgrade from CodeMeter 4.5 to 5.21, the vulnerability remains. To fix the vulnerability, you must manually uninstall 4.5 before installing 5.21.
- If you are upgrading to Enterprise 5.6.1, manually uninstall CodeMeter first and then install Enterprise 5.6.1 which will install a clean CodeMeter 5.21. Otherwise, after upgrading to Enterprise 5.6.1, manually uninstall CodeMeter 4.5 and then manually install CodeMeter 5.21.

Running PostgreSQL on a Virtual Machine

- If you run PostgreSQL on a virtual machine with a dynamically allocated virtual hard drive, you must manually stop the PostgreSQL service before rebooting the virtual machine. Otherwise, PostgreSQL will become corrupted.
- If you run PostgreSQL on a virtual machine with a fixed size virtual hard drive, then PostgreSQL will not become corrupted when rebooting.

Recommendations

- If you choose to have a case's database files placed in the case folder, do not move your case folder without first archiving and detaching the case.

New AD1 files and Imager 3.4.x

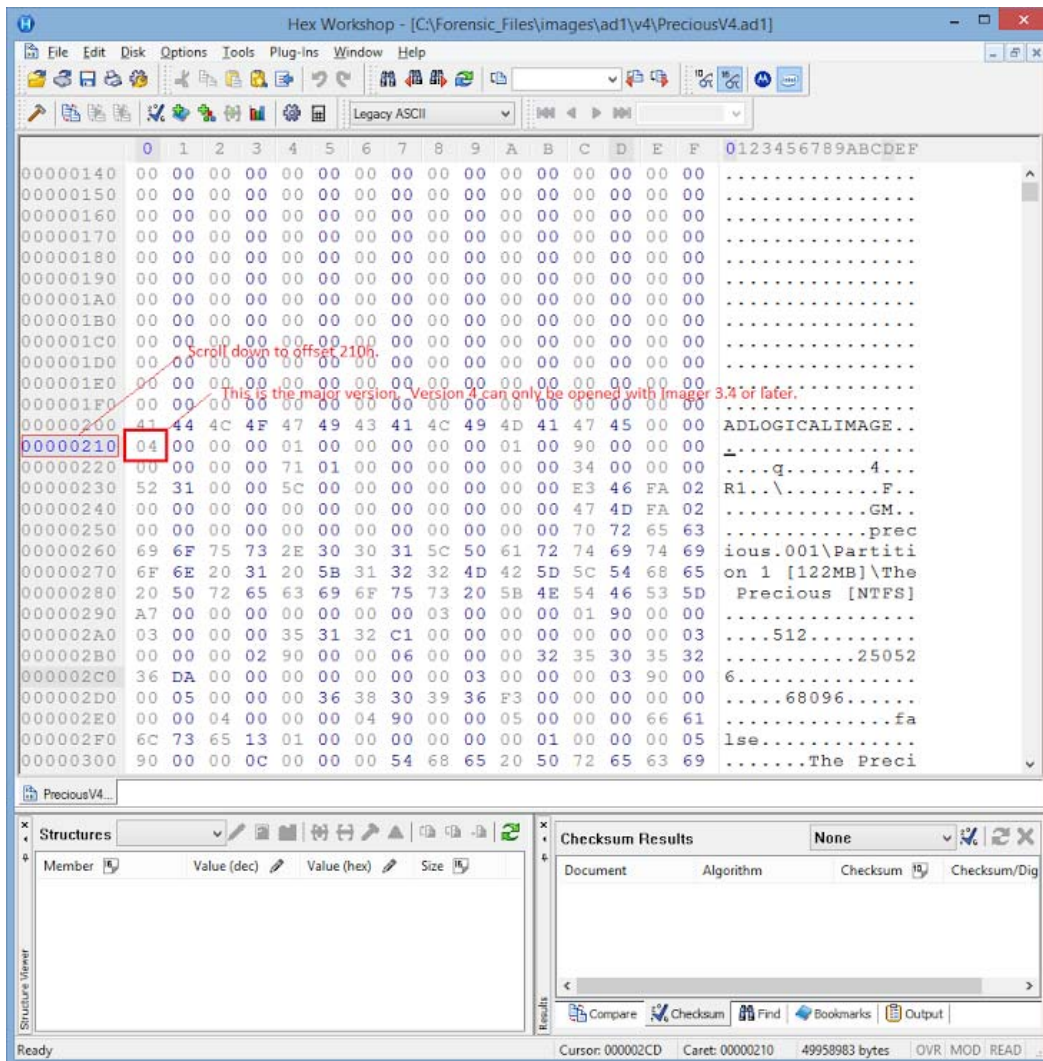
Any AD1 file created by FTK or Summation 6.0 or later can only be opened with Imager 3.4.0 or later.

Imager 3.4 can be freely download from the AD website:

<http://accessdata.com/product-download>

Using an older version of Imager will result in an “Image detection failed” error.

This happens because the AD1 format was enhanced to support forward compatibility between AccessData products. Newer AD1s have a version 4 in the header instead of 3. A hex editor can be used to quickly determine if your AD1 is v3 or v4.



Where to get more information

Use the following documentation resources to learn more about this product. Each document is available in PDF format in the download ISO file. The *User Guide* is also available through the *Help* menu in Enterprise.

The latest version of each document is available in the *Product Release* pane on the FTK product download page:

<http://www.accessdata.com/support/product-downloads/ftk-download-page>

Document	Description
<i>Quick Installation Guide</i>	Basic information about how to install and upgrade this and related products.
<i>FTK Installation Guide</i>	Information about how to install and upgrade this and related products.
<i>User Guide</i>	Information about how to use this product, including detailed technical information and instructions for performing tasks.
<i>Upgrading, Migrating, and Moving Cases</i>	Information about upgrading and migrating cases from 4.1 to 4.2, and moving cases from one database to another.
<i>Upgrading Cases</i>	Information about upgrading cases from 4.1 to 4.2.
<i>Migrating Archived Cases</i>	Information about upgrading or migrating cases that you have archived in a previous release.
<i>KFF Quick Install Guide</i> and KFF installation files	For the most current KFF Server and KFF data installation files, as well as the <i>KFF Quick Install Guide</i> , visit the AccessData Product Downloads page: http://www.accessdata.com/support/product-downloads Expand the <i>Known File Filter (KFF)</i> section and then the <i>KFF Server</i> section.

Comments?

We value all feedback from our customers. Please contact us at support@accessdata.com, or send documentation issues to documentation@accessdata.com.

AccessData Enterprise 6.0 Release Notes

Document Date: 10/27/2015

©2015 AccessData Group, Inc. All rights reserved

Introduction

This document lists the new features, fixed issues, and known issues for this version of Enterprise. All known issues published under previous release notes still apply until they are listed under “Fixed Issues.”

Supported Platforms

For a list of supported platforms for Enterprise see the following:

<http://accessdata.com/solutions/digital-forensics/forensic-toolkit-ftk/technical>

Important: Future versions of Enterprise will no longer support running on Windows XP.

6.0 New and Improved

The following items are new and improved for this release:

System

Windows 10 Support

- The application and the agent now support Microsoft Windows 10.

Installation

- All installation files have been signed with SHA-256.

Agent

- New Agent Certificate

To ensure you can continue to integrate with third-party applications, a new agent certificate will be issued to all clients current on their subscription.

Database

- When installing a PostgreSQL database, a newer version (9.3.5.42) is now installed.
- When installing a PostgreSQL database, there is no longer a dialog to choose a method of database optimization. A default setting is now used.
- New *Put each case in its own DB* option (MS SQL and PostgreSQL only)

To improve performance, when you create new cases, a new database is created for each new case. This feature is enabled by default in the following new option:

Database > Put each case in its own DB

In addition to improved performance, if you configured the database location to be *In the case folder*, the database files are located under the case folder. This lets you easily back up a case at the folder level as the case data and the database for the case are all under one case folder.

Processing

- Support for Outlook for Mac (OLM) files
Processing will now detect and enumerate exported Outlook for Mac (OLM) data files.

Processing Options

- The Processing Options interface has been enhanced with pre-defined, one-click options. The following built-in processing option buttons are available:
 - Forensic processing (Default)
 - eDiscovery processing
 - Summation processing
 - Basic assessment
 - Field mode

Mobile Support

- Cellebrite® Physical Analyzer Support
You can now view Cellebrite Physical Analyzer files within FTK. (Version 3.0 and 4.0)

Decryption

- Decrypting Dropbox databases is supported.

Internet Artifacts

- Support has been added for parsing and viewing the following types of data:
 - Skype
 - DropBox

Imager

- An updated version of AccessData Imager (3.4.2) is available.
See [New AD1 files and Imager 3.4.x](#) on page 18.

Examiner

Web Viewer

- FTK® Web Viewer, Powered by Summation®
FTK now includes a single license of AccessData Summation.
You can conduct case assessment earlier with real-time collaboration. Attorneys or other teams now have instant access to case data as it's being identified in FTK while incident responders are in the field or performing on-site collections.
- Multi-Case Search
Using the Summation web viewer, you can speed up the searching process by searching across multiple cases instead of one case at a time.

Columns

The following columns have been added:

- Microsoft Office document metadata:
 - CreateTime (Content created)
 - EmbeddedComments (PPT files)
 - HiddenColumnsRows (Excel files)
 - HiddenWorkSheets (Excel files)
 - LastPrinted
 - LastSavedTime (Date last saved)
 - RevisionNumber
 - TotalEditingTime (Word and PPT)
 - TrackChanges
- Adobe files metadata:
 - Meta-data - DateCreated
 - Meta-data - DateModified
- Mobile Phones
Many columns related to Cellebrite support.
- OCR Graphic
This column provides the OCR confidence % score for each file that has been processed with OCR. This column is sortable which helps you determine which files may need to be manually reviewed for keywords.
- Internet Data
 - Columns for internet data have been grouped into sub-categories to make columns easier to find and identify.
 - New columns have been added for
 - Internet Chat
 - Profile - (Chrome profiles, Skype accounts, and mobile phone user accounts)
 - Offline User Email - (Chrome offline mail database.)
 - Search Terms - (search terms used by internet browsers and mobile phone web searches)

Other

- Various tool tips have been added.

Fixed Issues in 6.0

The following issues have been fixed in this release:

System

Installation/Upgrade/Migration

- Fixed an error that may occur when installing a distributed processing manager. (32938, 33103)
- During the Processing Engine installation, when you customize the path to the temporary files, it now carries over to the Enterprise UI. (27001)

Database

- Updates have been made to improve performance when using a PostgreSQL database.

Processing

- Improved the carving of ZIP files that sometimes caused Additional Analysis jobs to hang. (29824)

Performance

Performance and stability has been improved in the following areas:

- Processing between Enterprise and AccessData Summation. (31583)
- Updating count numbers in the File List. (30016)
- Memory usage when scrolling through thumbnails on the Graphics tab. (30068)
- Multiple users working in the same case. (30725)
- PostgreSQL database with tens of millions of items. (32035)

Examiner

Export

- When exporting decrypted files to an AD1 file, then processing that AD1 file, the files are no longer shown as empty folders or place-holders. (33102)

Other

- AVI files are played properly on the Video tab. (30756)
- INK files that have Russian characters no longer report "Invalid Shortcut File". (23447)

Important Information

Latest Documentation

- **To access the latest AD Enterprise Release Notes and documentation:**

Download the zip file from www.accessdata.com/productdocs/adenterprise/adenterprise.zip.

Installation and upgrade

- The supported platforms for the Enterprise ADMS component are Windows Server 2003 and Windows Server 2008 R2 (64-bit recommended).
- If you install Enterprise on a Windows 2003 64-bit computer, you must configure the ASP .NET service extension. To configure this, do the following:
 - Open the Microsoft Internet Information Services (IIS) Manager.
 - In the left pane, click Web Service Extensions.
 - In the extensions list, click ASP.NET v4.x.
 - Click Allow.
- Enterprise supports Distributed Processing Engines (DPEs).

Upgrading CodeMeter

- Enterprise 5.6.1 and later include an updated version of CodeMeter Runtime Kit (5.21).
 - If this is a new installation of Enterprise you do not need to do anything and the latest version of CodeMeter is installed.
 - If you are upgrading to Enterprise 5.6.1, be aware that a security vulnerability has been detected in Codemeter 4.5. However, if you simply upgrade from CodeMeter 4.5 to 5.21, the vulnerability remains. To fix the vulnerability, you must manually uninstall 4.5 before installing 5.21.

If you are upgrading to Enterprise 5.6.1, manually uninstall CodeMeter first and then install Enterprise 5.6.1 which will install a clean CodeMeter 5.21. Otherwise, after upgrading to Enterprise 5.6.1, manually uninstall CodeMeter 4.5 and then manually install CodeMeter 5.21.

Running PostgreSQL on a Virtual Machine

- If you run PostgreSQL on a virtual machine with a dynamically allocated virtual hard drive, you must manually stop the PostgreSQL service before rebooting the virtual machine. Otherwise, PostgreSQL will become corrupted.

If you run PostgreSQL on a virtual machine with a fixed size virtual hard drive, then PostgreSQL will not become corrupted when rebooting.

Recommendations

- If you choose to have a case's database files placed in the case folder, do not move your case folder without first archiving and detaching the case.

New AD1 files and Imager 3.4.x

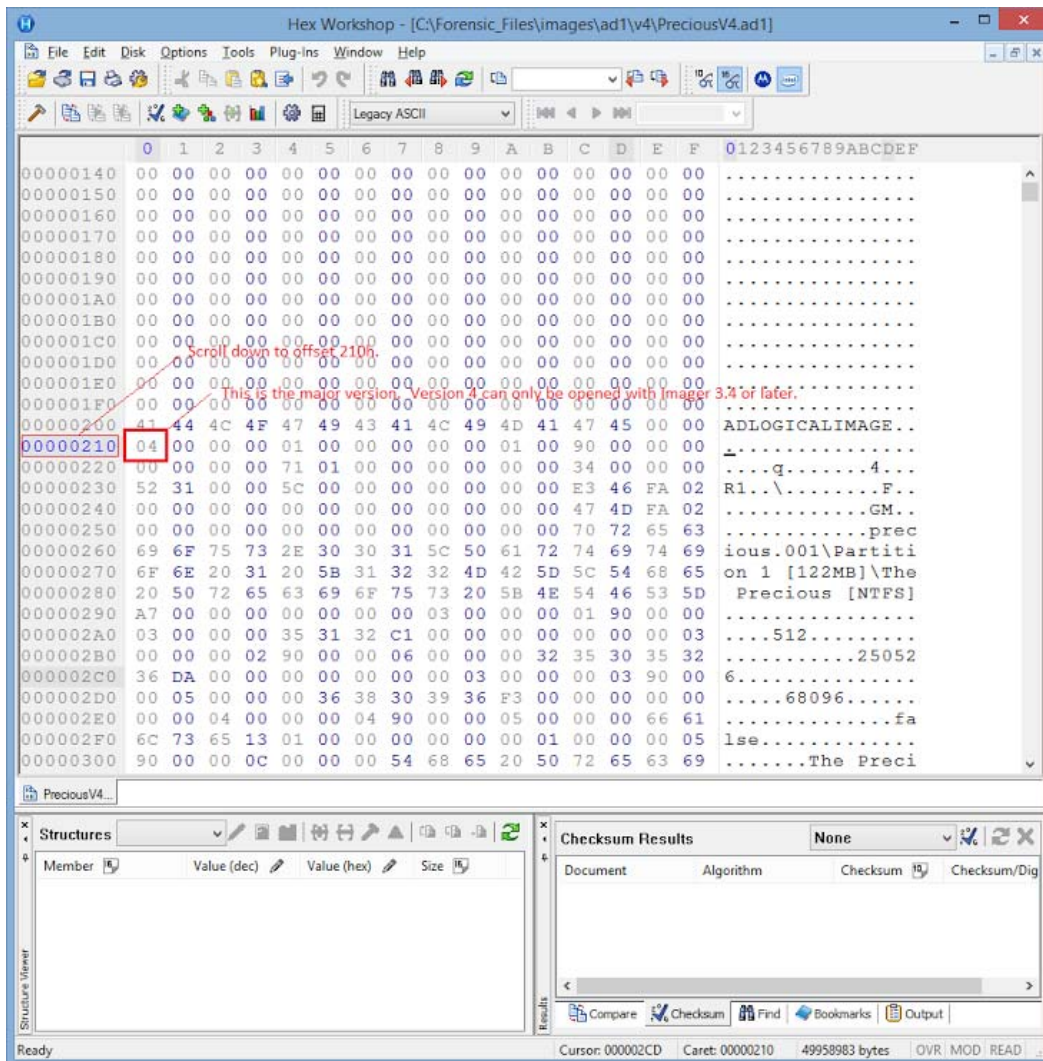
Any AD1 file created by FTK or Summation 6.0 or later can only be opened with Imager 3.4.0 or later.

Imager 3.4 can be freely download from the AD website:

<http://accessdata.com/product-download>

Using an older version of Imager will result in an “Image detection failed” error.

This happens because the AD1 format was enhanced to support forward compatibility between AccessData products. Newer AD1s have a version 4 in the header instead of 3. A hex editor can be used to quickly determine if your AD1 is v3 or v4.



Where to get more information

Use the following documentation resources to learn more about this product. Each document is available in PDF format in the download ISO file. The *User Guide* is also available through the *Help* menu in Enterprise.

The latest version of each document is available in the *Product Release* pane on the FTK product download page:

<http://www.accessdata.com/support/product-downloads/ftk-download-page>

Document	Description
<i>Quick Installation Guide</i>	Basic information about how to install and upgrade this and related products.
<i>FTK Installation Guide</i>	Information about how to install and upgrade this and related products.
<i>User Guide</i>	Information about how to use this product, including detailed technical information and instructions for performing tasks.
<i>Upgrading, Migrating, and Moving Cases</i>	Information about upgrading and migrating cases from 4.1 to 4.2, and moving cases from one database to another.
<i>Upgrading Cases</i>	Information about upgrading cases from 4.1 to 4.2.
<i>Migrating Archived Cases</i>	Information about upgrading or migrating cases that you have archived in a previous release.
<i>KFF Quick Install Guide</i> and KFF installation files	For the most current KFF Server and KFF data installation files, as well as the <i>KFF Quick Install Guide</i> , visit the AccessData Product Downloads page: http://www.accessdata.com/support/product-downloads Expand the <i>Known File Filter (KFF)</i> section and then the <i>KFF Server</i> section.

Comments?

We value all feedback from our customers. Please contact us at support@accessdata.com, or send documentation issues to documentation@accessdata.com.